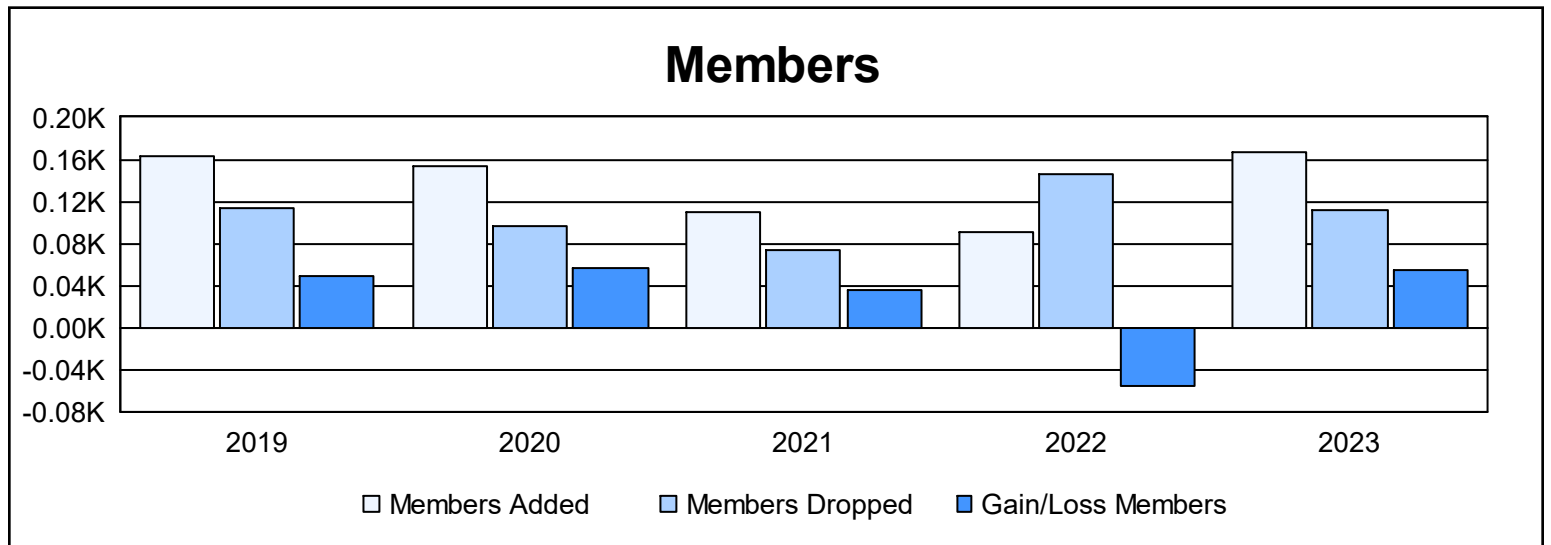
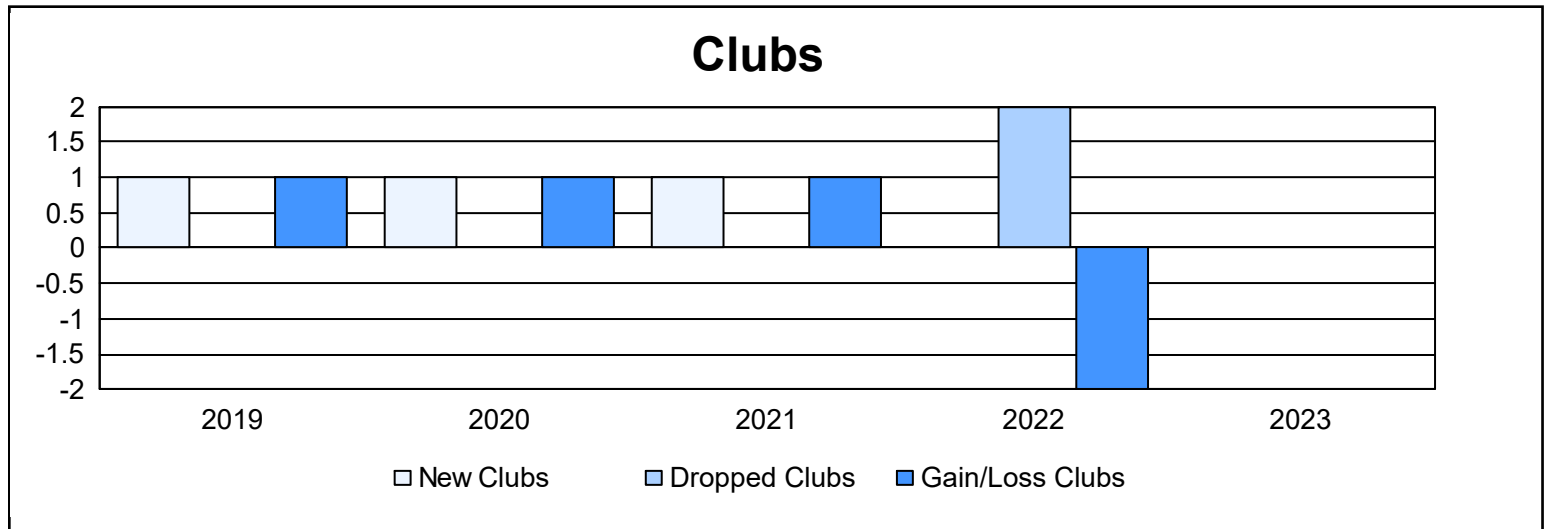
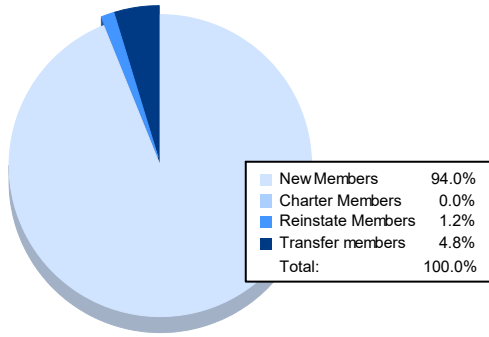


Year	New Clubs	Dropped Clubs	Gain/ Loss Clubs	New Members	Charter Members	Reinstate Members	Transfer Members	Total Member Added	Total Members Dropped	Gain/ Loss Members
2018-2019	1	0	1	137	20	0	5	162	114	48
2019-2020	1	0	1	122	25	0	6	153	97	56
2020-2021	1	0	1	80	23	0	6	109	74	35
2021-2022	0	2	-2	86	0	0	4	90	145	-55
2022-2023	0	0	0	156	0	2	8	166	112	54
<b>Average</b>	<b>1</b>	<b>0</b>	<b>0</b>	<b>116</b>	<b>14</b>	<b>0</b>	<b>6</b>	<b>136</b>	<b>108</b>	<b>28</b>



### Membership Composition June 2023 Cumulative



### Gender Composition June 2023 Cumulative

